

# ULTRACAPACITOR BASED UPQC FOR IMPROVED POWER QUALITY OF THE SYSTEM

MUDE GOPAL NAIK<sup>1</sup>, Y.V.BALARAMA KRISHNA RAO<sup>2</sup>

<sup>1</sup>PG Scholar, Dept. of EEE, KRISHNA CHAITANYA INSTITUTE OF TECHNOLOGY AND SCIENCES, PRAKASHAM (DT), INDIA,

<sup>2</sup>HOD, Dept. of EEE, KRISHNA CHAITANYA INSTITUTE OF TECHNOLOGY AND SCIENCES, PRAKASHAM (DT), INDIA

<sup>1</sup>Email: [Gopalee208@gmail.com](mailto:Gopalee208@gmail.com)

<sup>2</sup>Email: [yadala.balaram@gmail.com](mailto:yadala.balaram@gmail.com)

**Abstract:** Power quality is a central worry in modern power frameworks. Since there is an extremely expansive range of reasons for control quality devaluation, it is critical to persistently create gadgets that can conquer control quality issues in electric matrices, hence expanding the nature of vitality. The Unified Power Quality Conditioner (UPQC) is one of the key custom power gadget, which can repay both current and voltage related issues, all the while. As the UPQC is a blend of arrangement and shunt APFs, two APFs have diverse capacities. The arrangement APF smothers and secludes voltage-based contortions. The shunt APF wipes out current-based twists. In the meantime, it repays receptive current of the heap and enhances control factor. Regardless of its adaptability, the UPQC still has restrictions, fundamentally because of the way that the put away vitality in the DC transport capacitor is generally low. In this paper, To enhance application scope of a Unified Power Quality Conditioner a ultra capacitor based vitality stockpiling framework is presented in the DC transport of the UPQC. Such mixture framework can be utilized to conquer control quality issues like consonant contortion, current-based mutilations, voltage lists/swells and stage unbalance. The upsides of such mix are additionally talked about and comes about show that the option of the superconducting gadget can expand the scope of uses of the power dynamic channel and lessening the weight on DC interface capacitor.

**Keywords:** UPQC; Ultracapacitor; Power Quality.

## I.INTRODUCTION

The expanding interest of electric power and the expansion of entrance of sustainable power sources are a portion of the primary driver for the present mechanical difficulties in electric lattices. Under this system, it is normal that power quality issues can increment. In parallel to such issues, the

considerable scattering of sensible burdens like electronic and data innovation (IT) gadgets expands the prerequisites for fantastic power. Thinking about this, control quality issues like voltage lists/swells, symphonious mutilation, recurrence swaying and stage unbalance should be limited or, if conceivable, alleviated, to guarantee a legitimate and safe activity of energy networks [1]. In this specific circumstance, control quality is a noteworthy research subject and the advancement of gadgets amasses extraordinary endeavors in both, logical and industry groups. One of the principle class of gadgets used to expand control quality is typically named as FACTS (Flexible AC Transmission System) gadgets [2] and among those, control dynamic channels are relied upon to assume a noteworthy part, because of their high adaptability [3]. The Unified Power Quality Conditioner (UPQC) is a standout amongst the most adaptable power dynamic channels, since it comprises in a mix of arrangement and shunt channels, permitting a concurrent remuneration of voltage and current [4]. The two channels are associated through a DC transport with a capacitor. This is a vital part in the UPQC, on the grounds that it enables the DC voltage to be kept up inside a required level, which is a principal condition for the best possible task of the gadget [5]. Regardless of its adaptability, the UPQC still has impediments, principally because of the way that the put away vitality in the DC transport capacitor is moderately low. Subsequently, the presentation of a vitality stockpiling gadget in the DC transport may expand the application scope of the UPQC.

Supercapacitors otherwise called Electric Double Layer Capacitor or Ultra Capacitors is much the same as a Capacitor made up of two metal plates, however they're normally covered with a wipe like, permeable material known as actuated carbon. The permeable material makes the surface region a ton bigger and supports the vitality thickness. They are drenched in an electrolyte made of positive and negative particles broke down in a dissolvable. At long last, each of the

Supercapacitor's carbon terminals winds up having two layers of charge covering on its surface, essentially it is a twofold layer capacitor with high stockpiling limit. Commonplace Values run from couple of Farads to thousand Farads Capable of Charging inside couple of moments Light weight Very High Power Density (W/Kg). SUPERCAPACITORS in it's available shape conquers any hindrance between electrolytic capacitors and rechargeable batteries. Supercapacitors can acknowledge and convey charge considerably speedier than batteries, and endure numerous more charge and release cycles than rechargeable batteries.

Considering the preferences that emerge from an expansion of a ultracapacitor to FACTS gadgets, a half breed framework comprising of an UPQC and a ultracapacitor associated with its DC transport is here displayed. The framework is intended to dispense with voltage hangs/swells and to alleviate music in a network. Matlab/Simulink reenactments are introduced and comes about are talked about.

## II. SYSTEM OVERVIEW

The outlined framework is delineated in Fig. 1. The reenacted lattice contains a power source, which was mimicked utilizing a three stage programmable power source in Simulink, an unadulterated resistive load and the half and half framework comprising of the UPQC+Ultracapacitor. The arrangement dynamic channel that constructs the UPQC is set near the power source and the shunt channel is set near the heap. In spite of the fact that it is conceivable to pick a switch design (shunt channel near the source andseries filterClose to the heap) this course of action was picked because it permits a superior controllability of the DC transport voltage [18]. This Is a central trademark in this mixture framework on the grounds that the SMES is associated with this DC transport.

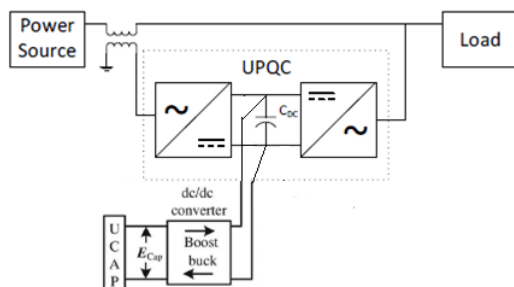


Fig 1: ultracapacitor based UPQC

### A. UPQC

The UPQC is the main component of the designed system. Fig. 2 shows a schematic of the

implemented active power filter. The UPQC flexibility allows a full control of voltage and current. The series power active filter is responsible for voltage control and the shunt filter for current control. This control is possible by measuring the different values of voltages and currents in the grid and comparing them to reference values.

The two channels are controlled utilizing PWM generators and take after two distinctive control systems: the reference motion for the PWM generator of the arrangement channel takes after a "feedforward" control strategy, contrasting the voltage of the channel with a welldefined reference esteem; then again, the reference motion for the PWM generator of the shunt channel is gotten following a Synchronous Reference Frame Method [5]. A noteworthy obligation of the UPQC controller is to keep up the DC transport voltage constantly over a required level. On this specific case, the picked esteem is 700 V, which is higher than the base voltage important to have full controllability of both dynamic channels at unequaled. The base an incentive for this situation is 648V, computed following the plan displayed in [19]. The capacitor utilized as a part of the DC transport has an estimation of 50  $\mu$ F [19].

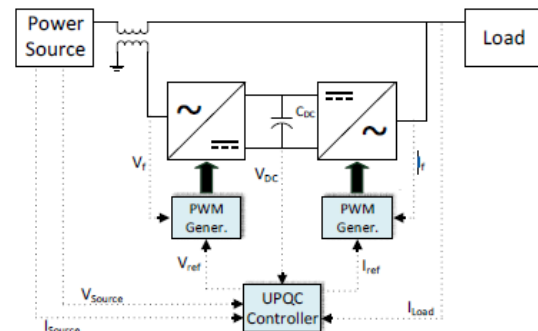


Fig. 2. Implemented UPQC

### B. ULTRACAPACITOR

Supercapacitors otherwise called Electric Double Layer Capacitor or Ultra Capacitors is much the same as a Capacitor made up of two metal plates, yet they're normally covered with a wipe like, permeable material known as actuated carbon. The permeable material makes the surface region a great deal bigger and helps the vitality thickness. They are inundated in an electrolyte made of positive and negative particles broke up in a dissolvable. At last, each of the Supercapacitor's carbon terminals winds up having two layers of charge covering on its surface, essentially it is a twofold layer capacitor with high stockpiling limit. Average Values go from couple of Farads to thousand Farads Capable of Charging inside couple of moments Light weight Very High Power Density (W/Kg). Supercapacitors in it's available

frame crosses over any barrier between electrolytic capacitors and rechargeable batteries. Supercapacitors can acknowledge and convey charge considerably speedier than batteries, and endure numerous more charge and release cycles than rechargeable batteries.

Supercapacitor comprise of two anodes isolated by a particle penetrable layer (separator), and an electrolyte ionically associating the two cathodes. At the point when the cathodes are spellbound by a connected voltage, particles in the electrolyte frame electric twofold layers of inverse extremity to the terminal's extremity. The decidedly spellbound anodes will have a layer of negative particles at the terminal/electrolyte interface alongside a charge-adjusting layer of positive particles adsorbing onto the negative layer. The inverse is valid for the adversely captivated cathode. Each of the Supercapacitor's carbon anodes winds up having two layers of charge covering on its surface, essentially it is a twofold layer capacitor with high stockpiling limit.

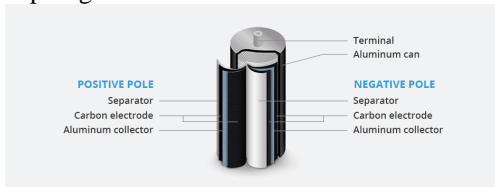


Fig. 3. Ultra capacitor

### C. Fault Detection

To have the capacity to defeat shortcomings, it is first important to effectively and quickly distinguish those occasions in the framework. Voltage droops and swells are recognized after a strategy displayed in [21]. Quickly, this technique identifies a voltage list or swell by contrasting the framework voltage esteem and a reference esteem. This reference esteem has an indistinguishable stage and plentifulness from the ostensible voltage of the network, which is extremely helpful on the grounds that this is additionally utilized as a source of perspective for the arrangement dynamic power channel.

## III. SIMULATION RESULTS

To assess the conduct of the half and half framework, three unique flaws were viewed as: consonant substance of the fifth request; three-stage voltage swells; three stage voltage droops. The framework execution for all cases is shown in this segment. The recreation model of the proposed framework is appeared in figure 4 underneath.

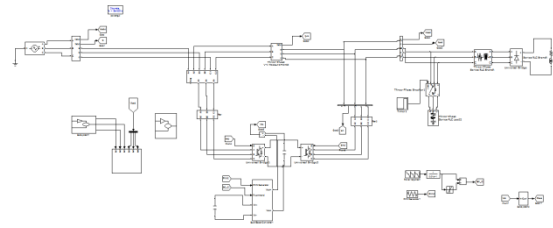


Fig 4: simulation model of hybrid system

### A. 5th Harmonic Compensation

Harmonic distortion is a typical issue in electric frameworks, whose outcomes may be intense. Utilizing a three stage programmable source in Simulink, a consonant substance of 0.2 p.u. of the fifth symphonious was added to the source current. This circumstance relates to a Total Harmonic Distortion (THD) of 11.9%. The actualized mixture framework was utilized to remunerate this blame and results are appeared in Fig. 5. As can be seen, the heap isn't influenced by the aggravation.

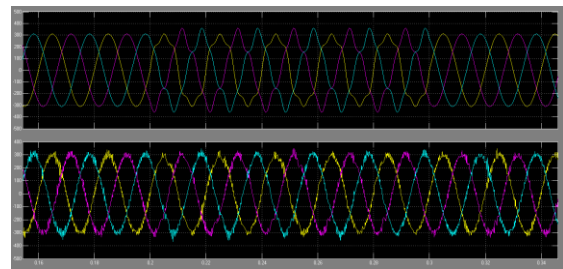


Fig. 5. Harmonic distortion compensation: source (above) and load (below) voltages.

### C. Voltage Sags Compensation

The last sort of energy quality issue tried with the UPQC + ultracapacitor framework was voltage hangs. Two diverse sort of voltage droops were tried, for various extents: three stage and single stage. Fig. 6. demonstrates the framework conduct for a three stage voltage hang of half amid 50 ms.

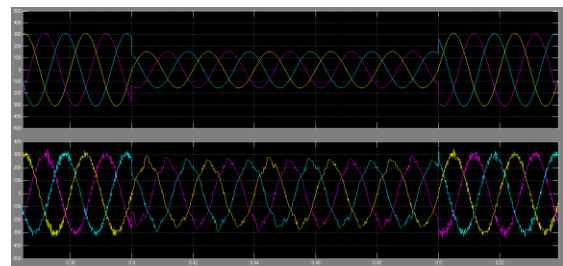


Fig. 6. Voltage sag elimination: source (above) and load (below) voltages.

### B. Voltage Swells Mitigation

The event of voltage swells in a framework may harm sensible burdens that are not set up to manage over voltages. The presence of a voltage swell of

1.2 p.u. of the ostensible Voltage esteem was recreated and fig. 7 demonstrates the framework conduct in this circumstance. As in the past case, the heap was not influenced by this aggravation in the matrix.

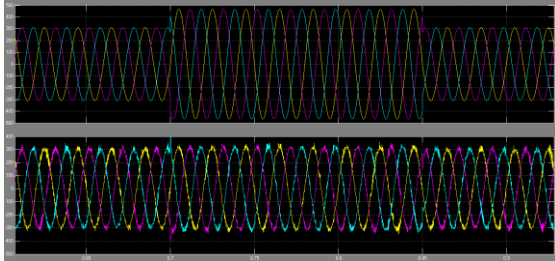


Fig. 7. Voltage swell elimination: source (above) and load (below) voltages during the fault.

#### IV. CONCLUSION

A hybrid system for mitigation of power quality issues was presented in this paper. The system consists on the connection of an Ultracapacitor in the DC bus of an UPQC. This power active filter already presents good characteristics to overcome power quality issues like harmonic distortion, nevertheless, the addition of an ultracapacitor increases greatly the spectrum of possible applications of this device.

With the ultracapacitor it is conceivable to incredibly build the measure of put away vitality in the DC part of the dynamic channel. Power quality issues like voltage droops turn out to be considerably less demanding to defeat utilizing this blend of gadgets and the points of confinement for remuneration are just identified with the measure of vitality that can be put away in the superconducting curl. Three stage voltage hangs were reproduced and the framework can defeat droops with half of the ostensible voltage for a few cycles. Other recreated control quality issues like stage unevenness and music were likewise reproduced and the framework carries on not surprisingly, conquering all tried network issues. In synopsis, the expansion of a ultracapacitor in the DC transport of an UPQC has a few points of interest, which makes this a practical blend to conquer control quality issues in electric lattices.

#### VII. REFERENCES

- [1] EURELECTRIC, Power Quality in European Electricity Supply Networks, Second Edi. Brussels, 2003, p. 64.
- [2] N. G. Hingorani and L. Gyugyi, Understanding FACTS. IEEE, 1999.
- [3] H. Akagi, "New trends in active filters for power conditioning," IEEE Trans. Ind. Appl., vol.

32, no. 6, pp. 1312–1322, 1996.

- [4] H. Akagi, E. H. Watanabe, and M. Aredes, Instantaneous Power Theory and Applications to Power Conditioning. Hoboken, NJ, USA: John Wiley & Sons, Inc., 2007.
- [5] M. H. Rashid, Ed., Power Electronics Handbook. Elsevier, 2011.
- [6] W. V. Hassenzahl, D. W. Hazelton, B. K. Johnson, P. Komarek, M. Noe, and C. T. Reis, "Electric power applications of superconductivity," Proc. IEEE, vol. 92, no. 10, pp. 1655–1674, Oct. 2004.
- [7] A. P. Malozemoff, J. Maguire, B. Gamble, and S. Kalsi, "Power applications of high-temperature superconductors: status and Perspectives," IEEE Trans. Applied Supercond., vol. 12, no. 1, pp. 778–781, Mar. 2002.
- [8] A. Teke, "Unified Power Quality Conditioner: Design, Simulation and Experimental Analysis," Çukurova University, 2011.

#### Author's Profile:



**Mude Gopal Naik** has completed his B.Tech in EEE Department from Dr Samuel George institute of Engineering and Technology JNTU Kakinada. Presently he is pursuing his masters in power electronics and power system in Krishna chaitanya institute of technology and sciences, Markapuram, Prakasham District, Andhra Pradesh, India.



**Y.V. Balarama Krishna Rao** obtained his B.E from ANDHRA UNIVERSITY college of engineering, Visakhapatnam in 1999. He completed his M.Tech from JNTU college of Engineering, Ananthapur in 2006. He is currently pursuing PhD from JNTUK, Kakinada. His areas of interest



includes power systems, power electronics. He is currently working as professor and Head of the department, dept of Electrical and Electronics Engineering in Krishna chaitanya institute of technology and sciences, Markapuram, Andhra Pradesh.