
Review Article



ISSN Print 2231 – 3648
 Online 2231 – 3656

Available Online at: www.ijpir.com

**International Journal of
Pharmacy and Industrial
Research**

**ASTASHINE CAPSULES: AN EXCELLENT CHOICE FOR NEUROVASCULAR
PROTECTION.**

Govind Shukla, Nagalakshmi Yaparthy, Jyothika Vanamali, C.J. Sampath Kumar
 Lactonova Nutripharm (P) Ltd, Makers of ASTASHINE capsules, 81/3, IDA Mallapur,
 Hyderabad, Telangana, India-500 076

Abstract

There is substantial evidence that most diseases associated with the brain are the result of oxidation and/or inflammation. Free radicals and singlet oxygen wreak havoc over time in our head, and the consequences, if left unchecked, manifest in such horrible diseases such as Alzheimer's disease, Parkinson's disease, Huntington's disease, Amyotrophic lateral sclerosis (Lou Gehrig's disease), Senility, Injuries resulting from trauma, Inflammatory injuries and Other forms of age-related dementia. Recent research has further validated Astaxanthin's ability to protect our central nervous system. This article reviews the current available scientific literature regarding the effect of astaxanthin from the algae *Haematococcus pluvialis* in Astashine capsules in neuro vascular protection.

Keywords: Astashine capsules, Neurovascular protection, Cognitive function.

INTRODUCTION

It is essential that people take antioxidants like Astashine capsules that can cross the blood-brain barrier as they get older to protect the brain and central nervous system. Scientists believe that something may cause people's internal antioxidant defense system to malfunction or wear out as we age. Our bodies may lose the ability to produce high levels of the antioxidants that are normally produced internally such as superoxide dismutase, catalase and glutathione peroxidase. Also, our bodies are now subjected to unprecedented levels of oxidation caused by environmental factors such as pollution, containments, processed food and the high levels of

stress in modern life. All of these lead to an assault on our vital organs as we age, particularly our brain.

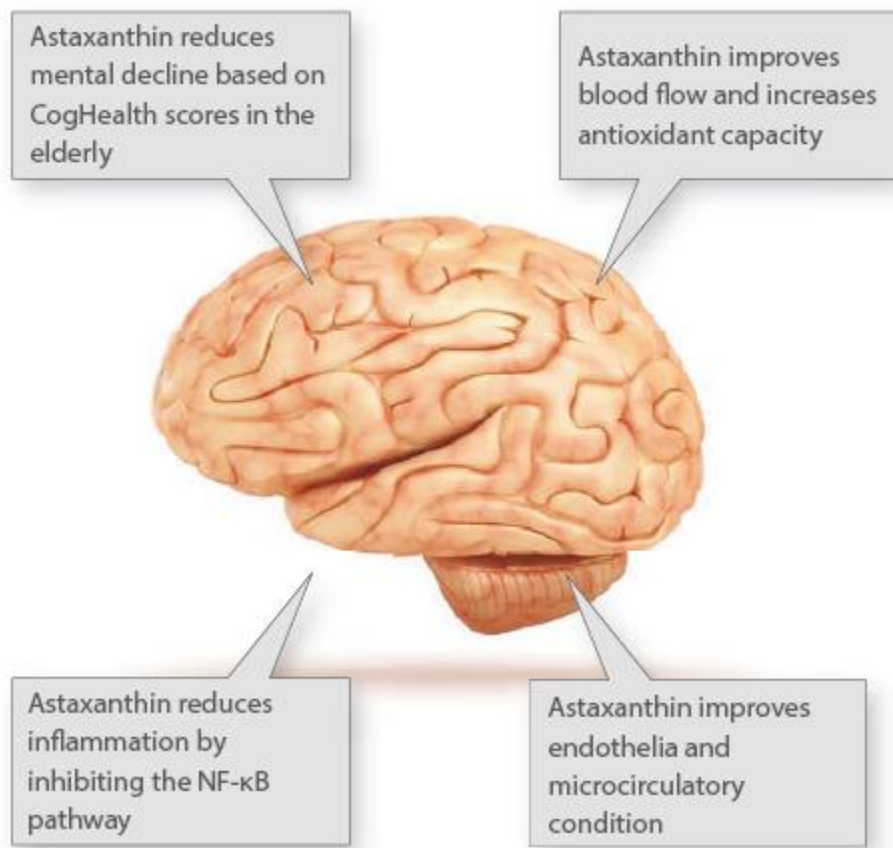
Astaxanthin have begun to attain a certain level of fame for having beneficial properties for the brain. due to Astaxanthin's superior antioxidant and anti-inflammatory properties as well as a recent flurry of research in this area, indications are that it is superior to all other nutraceuticals for brain health. There is substantial evidence that most diseases associated with the brain are the result of oxidation and/or inflammation. Free radicals and singlet oxygen wreak havoc over time in our head, and the consequences, if

Author for Correspondence:

Govind shukla
 Lactonova Nutripharm (P) Ltd, Makers of ASTASHINE capsules,
 81/3, IDA Mallapur, Hyderabad, Telangana, India-500 076
 Email: govindbbd@gmail.com

left unchecked, manifest in such horrible diseases such as: [1-3]

- Alzheimer's disease
- Parkinson's disease
- Huntington's disease
- Amyotrophic lateral sclerosis (Lou Gehrig's disease)
- Senility
- Injuries resulting from trauma
- Inflammatory injuries
- Other forms of age-related dementia



Composition of Astashine capsules

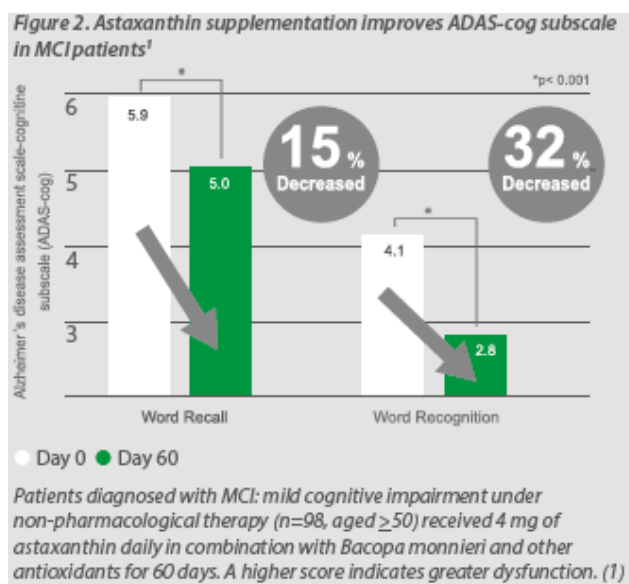
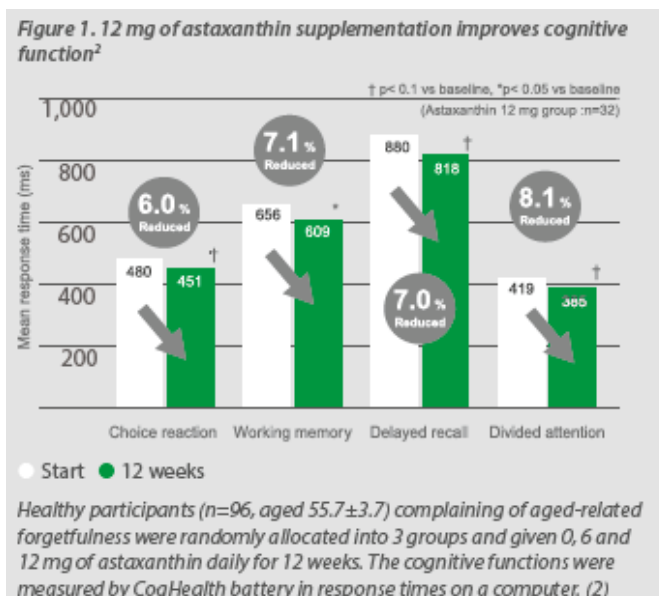
Astaxanthin - 2mg
(Naturally derived from Haematococcus pulvialis algae extract, which is microencapsulated)

CLINICAL STUDY REPORTS ON ASTAXANTHIN IN ASTASHINE CAPSULES

Research has further validated Astaxanthin's ability to protect central nervous system. A great deal of this research has been centered on the neuroprotective benefits of Astaxanthin. Two human clinical trials were done in Japan in the last two years in this area.

The first study took ten elderly subjects with age-related forgetfulness and administered 12 mg of Astaxanthin each day for 12 weeks. The researchers found efficacy for age-related decline in cognitive and psychomotor function. [14]

The second study was randomized, double-blind and placebo-controlled; a state of the art study in human volunteers. After 12 weeks at either 6 mg or 12 mg daily Astaxanthin dosages, subjects were found to have decreased levels of phospholipid



hydroperoxides (which accumulate in people suffering from dementia), as well as improved erythrocyte antioxidant status. The researchers concluded that Astaxanthin supplementation may contribute to the prevention of dementia in humans as we age [12].

There have been several other studies showing evidence that Astaxanthin may be the very best supplement for brain health:

Human brain cells were subjected to an oxidative stress-induced neuronal cell damage system at Nagoya University in Japan. Significant protection

was found in cells pre-treated with Astaxanthin. Additionally, pre-treatment with Astaxanthin inhibited the generation of reactive oxygen species. The authors concluded “The neuroprotective effect of Astaxanthin is suggested to be dependent upon its antioxidant potential and mitochondria protection; therefore, it is strongly suggested that treatment with Astaxanthin may be effective for oxidative stress-associated neurodegeneration and a potential candidate for natural brain food” [10].

- A different set of researchers in the USA at University of Pittsburgh’s medical school also

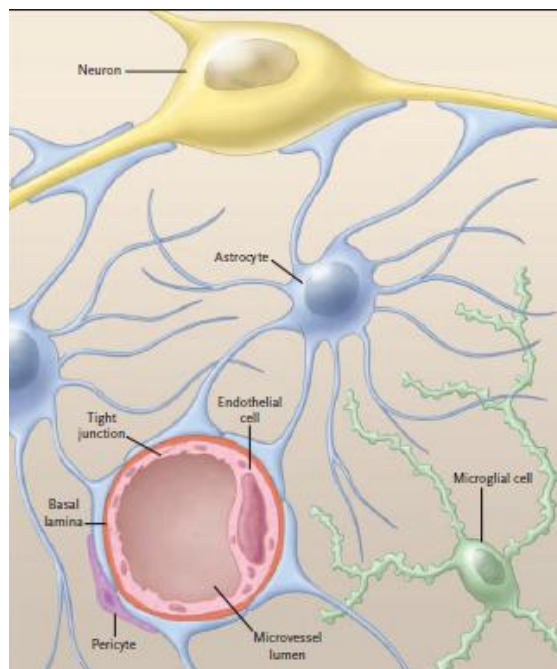
- found Astaxanthin to have neuroprotective effects; they too attributed this to its potent antioxidant activity [9]
- Researchers at a biotechnology university in Taiwan concluded that Astaxanthin could be used as a potent neuron protectant and as a therapy for early stages of Alzheimer's disease [4]
 - Astaxanthin can protect against damage from ischemia (Ischemia is the condition where there is a deficient supply of blood to the brain as a result of an obstruction of the arteries which results in stroke, brain cell death and impaired brain function). The researchers attributed Astaxanthin's benefits to its intense antioxidant activity [5]
 - Another clinical study found that pretreatment with Astaxanthin 5 hours and again 1 hour before ischemia provided protection against brain damage [11]
 - Astaxanthin was found to be a potent agent against neurodegenerative disorders [4]

- Clinical study found that Brain cell death was reduced by Astaxanthin [15]
- Astaxanthin also displayed an ability to improve the proliferation of neural stem cells [7]

ASTAXANTHIN CAPSULES IN NEUROVASCULAR PROTECTION

Scientists at International Research Center for Traditional Medicine in Japan showed Astaxanthin's potential as a supplement for the brain.

In the first experiment, blood pressure was reduced by the introduction of Astaxanthin to hypertensive rats. Blood pressure is a causative factor for many diseases including some associated with the eyes and brain. The researchers went on to examine the effects of Astaxanthin on stroke prone rats. They found that after five weeks of continuous supplementation, the incidence of stroke was delayed in the treated group. Next, they established a possible mechanism for these results in-vitro, which they believed to be nitric oxide suppression.



A NEUROVASCULAR UNIT

The same study went on to demonstrate a neuroprotective effect on ischemic mice. In the case of these mice, ischemia was induced by blocking the carotid artery.

The ischemic mice were fed Astaxanthin only once—just one hour before the ischemia was induced. Remarkable results were seen in the treated group—the mice performed better in a maze designed as a

learning performance test. "The present results suggest that Astaxanthin can attenuate the development of hypertension and may help to protect the brain from stroke and ischemic insults. In addition, Astaxanthin showed neuroprotective effects at relatively high doses by preventing the ischemia-induced impairment of spatial memory in mice. This effect is suggested to be due to the significant antioxidant property of Astaxanthin on ischemia-induced free radicals and their consequent pathological cerebral and neural effects. The current result indicates that Astaxanthin may have beneficial effects in improving memory in vascular dementia" [6].

A similar study had been done previously and was published in "Carotenoid Science." This study also demonstrated that Astaxanthin could prevent brain damage due to ischemia [8].

Researchers in Japan did some further work in this area in a rat model. They fed rats Astaxanthin twice: Twenty four hours before and again one hour before inducing ischemia by occluding the rats' middle arteries. The blood flow stoppage duration was one hour, at which point blood flow to the brain was permitted to resume. The rats were given one more dose of Astaxanthin after blood flow restarted, and then two hours later the rats were sacrificed and their brains were removed. The brains were compared to rats from a control group fed olive oil, and it was found that the rats fed Astaxanthin had 40% less brain damage than the control group [13].

SAFETY OF ASTASHINE CAPSULES

Astaxanthin has demonstrated safety in numerous human clinical trials. In one open-label clinical study on subjects with metabolic syndrome (n=17) .

REFERENCES

[1]. Zanutta *et al.*, Cognitive effects of a dietary supplement made from extract of Bacopa monnieri, astaxanthin, phosphatidylserine, and vitamin E in subjects with mild cognitive impairment: a noncomparative, exploratory clinical study. *NeuroPsychiatric Dis. And Treatment* 10, 2014, 225-230.

Astaxanthin (16 mg/day, for three months) significantly raised blood bilirubin ($p \leq 0.05$), potassium ($p \leq 0.05$), and creatine kinase ($p \leq 0.01$), although all three values remained within normal range. Also, astaxanthin significantly lowered the liver enzyme gamma-glutamyl transpeptidase (GGTP; $p \leq 0.05$). Since the researchers noted this enzyme was abnormally elevated in 11 of the 17 subjects at baseline, this astaxanthin effect may have been beneficial. Animal experiments have investigated astaxanthin at levels well over 120 mg/day in human equivalents, without causing apparent harm. Hoffman-La Roche confirmed its safety with extensive tests, including acute toxicity, mutagenicity, teratogenicity, embryotoxicity, and reproductive toxicity.

Suggested dosage

The doses of astaxanthin used in clinical trials have ranged from 1 mg/day to 40 mg/day (with the majority in the 6-12 mg range); single-dose pharmacokinetic studies used up to 100 mg per dose. As a dietary supplement, astaxanthin should be taken along with fats, with or immediately prior to meals, to ensure its optimal absorption.

SUMMARY & CONCLUSION

There is strong evidence that Astaxanthin holds great promise for those wishing to prevent cognitive diseases and maintain general brain health. In particular, daily supplementation with Astashine capsules may have tremendous benefits for those wishing to protect their brains as they age. The implications of the studies cited above are extremely exciting, as our aging population sees growing numbers of Alzheimer's patients, stroke sufferers and people afflicted by dementia, Astaxanthin could be the magic bullet to prevent many of these diseases.

[2]. Katagiri *et al.*, Effects of astaxanthin-rich *Haematococcus pluvialis* extract on cognitive function: a randomised, double-blind, placebo-controlled study. *J Clin Biochem Nutr.* 51(2), 2012, 102-

[3]. Chan, KC. Mong, MC. Yin, MC. (2009). "Antioxidant and anti-inflammatory neuroprotective effects of astaxanthin and canthaxanthin in nerve growth factor

- differentiated PC12 cells.” *Journal of Food Science* 74(7), 2009, 225-31.
- [4]. Chang, CH., Chen, CY. Chiou, JY. Peng, RY., Peng, CH. (2010). “Astaxanthin secured apoptotic death of PC12 cells induced by beta-amyloid peptide 25-35: its molecular action targets.” *Journal of Medicinal Food* 13(3), 2010, 548-56.
- [5]. Curek, GD., Cort, A., Yucel, G., Demir, N., Ozturk, S., Elpek, GO. Savas, B., Aslan, M. “Effect of Astaxanthin on hepatocellular injury following ischemia/reperfusion.” *Journal of Toxicology* 267(1-3), 2010, 147-53.
- [6]. Hussein, G., Nakamura, M., Zhao, Q., Iguchi, T., Goto, H., Sankawa, U., Watanabe, H. “Antihypertensive and neuroprotective effects of astaxanthin in experimental animals.” *Biological and Pharmaceutical Bulletin*. 28(1), 2005, 47-52.
- [7]. Kim, JH., Nam, SW., Kim, BW., Kim, WJ., Choi, YH. (2010). “Astaxanthin Improves the Proliferative Capacity as well as the Osteogenic and Adipogenic Differentiation Potential in Neural Stem Cells.” *Food Chemistry and Toxicology* 48(6), 2010, 1741-5.
- [8]. Kudo, Y., Nakajima, R., Matsumoto, N. “Effects of astaxanthin on brain damages due to ischemia” *Carotenoid Science*. 5, 2002, 25.
- [9]. Lee, DH. Lee, YJ. Kwon, KH. (2010). “Neuroprotective Effects of Astaxanthin in Oxygen-Glucose Deprivation in SH-SY5Y Cells and Global Cerebral Ischemia in Rat.” *Journal of Clinical Biochemistry and Nutrition* 47(2), 2010, 121-9.
- [10]. Liu, X., Osawa T. (2009) “Astaxanthin Protects Neuronal Cells against Oxidative Damage and is a Potent Candidate for Brain Food.” *Forum Nutr. Basel, Karger*, 61, 2009, 129-135.
- [11]. Lu, YP. Liu, SY. Sun, H., Wu, XM. Li, JJ., Zhu, L. (2010). “Neuroprotective Effect of Astaxanthin on H₂O₂-Induced Neurotoxicity In-Vitro and on Focal Cerebral Ischemia In-Vivo.” *Brain Research* 2010.
- [12]. Nakagawa, K., Kiko, T., Miyazawa, T., Carpennero Burdeos, G., Kimura, F., Satoh, A., Miyazawa, T. (2011) “Antioxidant effect of Astaxanthin on phospholipid peroxidation in human erythrocytes.” *British Journal of Nutrition*, 2011, 1-9.
- [13]. Oryza Oil & Fat Chemical Company. (2006). “Natural Antioxidant for Neuro-protection, Vision Enhancement & Skin Rejuvenation.” 2006.
- [14]. Satoh, A., Tsuji, S., Okada, Y., Murakami, N., Urami, M., Nakagawa, K., Ishikura, M., Katagiri, M., Koga, Y., Shirasawa, T. (2009) “Preliminary Clinical Evaluation of Toxicity and Efficacy of a New Astaxanthin-rich *Haematococcus pluvialis* Extract.” *Journal of Clinical Biochemistry and Nutrition*, 44(3), 2009, 280-4.
- [15]. Wang, HQ. Sun, XB. Xu, YX. Zhao, H., Zhu, QY. Zhu, CQ. (2010). “Astaxanthin upregulates heme oxygenase-1 expression through ERK1/2 pathway and its protective effect against beta-amyloid-induced cytotoxicity in SH-SY5Y cells.” *Brain Research* 2010.