

Department Management Application

Vijendra Choudhary

MCA Student, Department of Computer Science,
Jain University,
Bangalore, Karnataka, India

Prof. Rajesh S Budihal

Assistant Professor, Department of Computer
Science, Jain University
Bangalore, Karnataka, India

INTRODUCTION

Managing a department is very hard job and taking so much time it may be school department or university department. Using department management application any department can easily handle work related to department like that managing faculty data or student data or store student record like attendance, assignment, university calendar, time-table or can deployed final semester result. Student can using student panel can able to access our profile, attendance, assignment marks or final semester result. So that using department management application easily handle department job and in less time.

1. INTRODUCTION

Today's cloud computing is very popular service. Anyone can access cloud services using internet from anywhere, anytime, using a device it may be laptop, tablet or mobile. Department management application is very useful to deploy on cloud.

Department management all the department process, Internal work flow procedure of a University or College.

Department as well as interaction with the student and the instructors.

Department management application is useful for department and faculty as well as students. This application is useful to store faculty and students records on cloud, students result, attendance report, exam report and any announcement for students as well as for faculty.

College or university department can handle easily department work from outside. And easily handle students and faculty work using department management application. Department head can having all authority to access account and able to do any modification in faculty panel or student panel. Faculty can add everyday student record like that student attendance, activity report and other works related to student. Using student panel student can able to see any announcement his attendance report or result. So that department management application deploys on cloud department, faculty and student can do work any time and easily.

2. BACK END LANGUAGE :

In this application I used python programming language because python is one of the most popular language today, used for a wide range of fields from web programming, to data science, to robotics with a strong foundation. And general purpose high level language. It was mainly developed for emphasis on code readability, and its syntax allows programmers to express concepts in fewer lines of code.

MySQL data base used in this application for stored data about department. MySQL the most popular open source. MySQL is a database management system. A database is a structured collection of data.

- i. Version : Python 3.4
- ii. Database : MySQL Database

DEPLOYMENT PLATFORM:

For deploy this application I used amazon web services. Amazon web services provide servers on rent to deploy application. Amazon web services is the one of the popular cloud based platform that provide on-demand cloud computing platforms to individuals, companies and governments, on a paid subscription basis.

Platform: amazon web services (Ec2 instance – Ubuntu 16.4 servers)

3. RELATED WORK :

This mainly used for school department or university department. This project I use many operations for keeping department faculty records as well as student's records. In this application faculty have to fill student's information like students profile, attendance report, activity report or exam related information. Department head can see any information related to faculty or student anytime so using this application can save time. Department can send any important announcement to faculty or students any time.

4. EXISTING SYSTEM AND PROBLEM STATEMENT

In the existing scenario the head of the department should enter everything in excel sheets and registers papers so it's very hard work and taking so much time. Then staff enters corresponding subject's attendance, activity report, exam report and result of students entered in the excel sheets and validations are to be done by the user itself. So there will be a lot of work to be done and must be more conscious during the entrance of details. it requires a lot of laborious work. And maintain these record is very hard job and more risk is involved.

5.1 PROBLEM STATEMENT :

In earlier time, the college was using the manual system, which was based on the entries on the registers and excel sheet so that handle these records is very hard task and challenging there is so risk involved. So that using department management application can store these records on cloud and access any time and no need to do all work manually. On cloud departments all information is kept securely. This application making easy department's work.

- iii. Handle volume of information
- iv. Complexity of data processing.
- v. Processing time constant.
- vi. Computational demand.
- vii. Instantaneous queries.
- viii. Security features.

THERE ARE FOUR PANEL.

I. DEPARTMENT HEAD /ADMIN PANEL:

This panel handle by department head that can access information about faculty and students. Department head having authority to assign account to faculty and students. If faculty and students want to login account then first time have to send request to department head then department head assign user id or password to login account. In this panel department head can send important announcement to faculty and students.

ADMIN LOGIN:

Department management application service provider provide user id or password to department head for admin panel.

Description: Authorization screen: Admin must enter username and password for authentication.

Input: Username and Password.

Processing: Validate username and password

Output: user id and password is correct then will get welcome panel otherwise error: invalid credentials please try again

Boundary: Username: [A-Z] [a-z] [0-9] & minimum of 6, maximum of 20 characters.

Password: [A-Z] [a-z] [0-9].

ADMIN HOME SCREEN: Admin is allowed to select one of the following operations:

ANNOUNCEMENT MESSAGE: Department head can send important announcement to faculty portal and students portal.

Faculty report: in this tab department head can able to see all information about faculty. This is especially for faculty information like faculty profile and salary management operation.

STUDENT REPORT: In this tab department head can access students report like that students profile attendance report, activity report and exam marks.

EXAM REPORT: In this tab department head can access exam result. all classes student’s exam related information using students roll number or name.

exam marks using student panel. If students having any query then can send any message to department head using students panel.

II. FACULTY PANEL :

Faculty can access faculty panel using user id and password that provide by admin or department head. Faculty work is fill students profile, daily base attendance, activity report, assignment report and exam marks. Faculty can send message to student panel related to class, assignment, marks and university holidays.

OTHER PANEL:

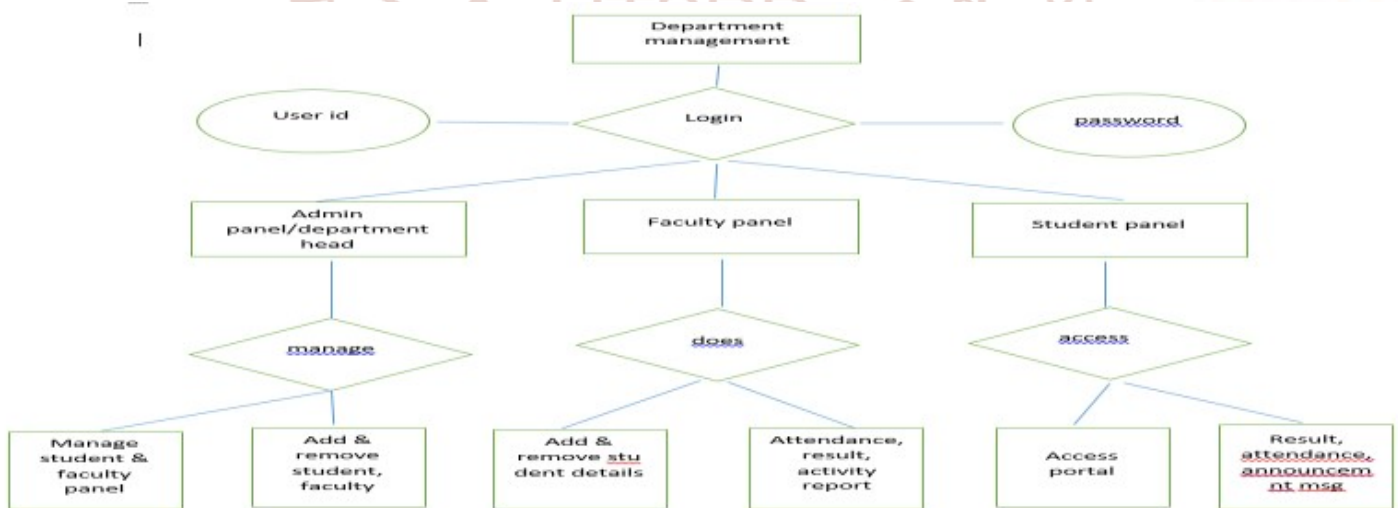
This panel can be use by guest user without login. Guest user can be get information of college infrastructure, admission process, academics, department, and available course and branches. And guest user can be get information of university course’s details, fees structure and university information. Guest student can download admission form from this panel.

III. STUDENT PANEL ;

Student can access student panel using USN-NUMBER and password (password provide by department head or admin). Students can able to see his profile, his attendance report, activity report and

- ix. Information of course and branch.
- x. Download the registration, admission form.
- xi. Information for requirement of faculty.

FLOW CHART:



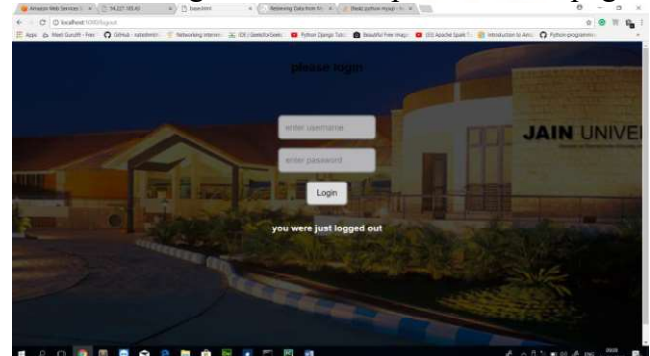
Department management application

5. IMPLEMENTATION

The implementation involves the experimental results of the proposed scenarios, in this report experimental result shown in snapshot of each module. The implementation of proposed methodology done with the user interface by creating the web pages as a user interface which satisfies the theoretical analytics into practical.

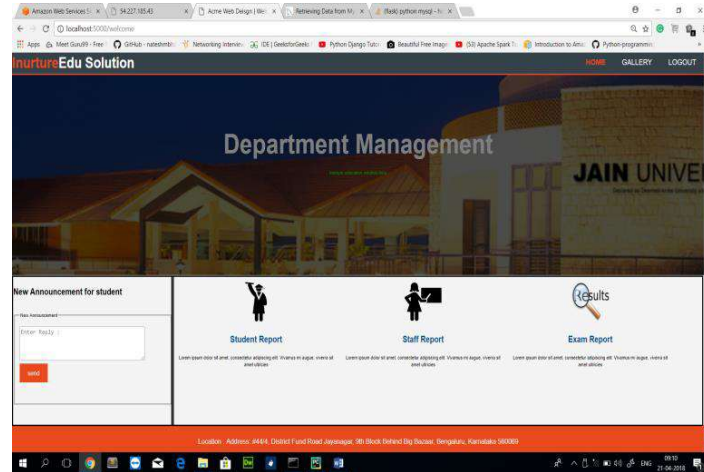
LOGIN PAGE:

Which involves login form of user and admin by entering their username and password after entering submit button it goes to their respective home page.



6.1 DEPARTMENT HEAD PANEL:

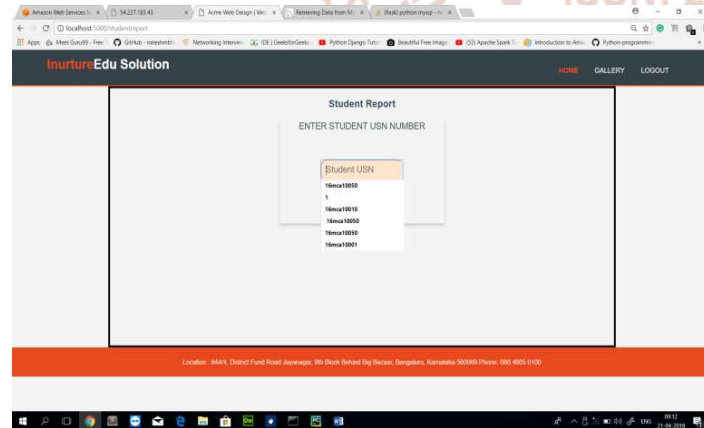
6.1.1 ADMIN HOME PAGE:



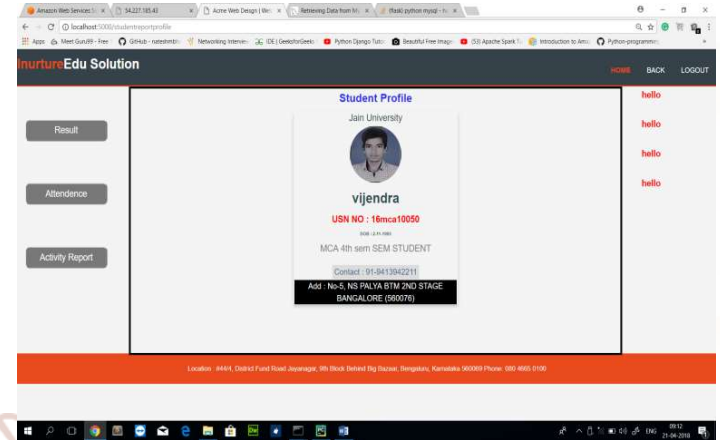
After successful login by admin page redirects to the admin home page which involves navigation menus such as Manage User, User Permission. Admin home page is use for department head that have all permission of the department management application. In this panel department head can able to see information about student report, staff report, and exam report. Using this panel department head can send any announcement to student panel as well as staff panel and having permission to assign account to student and faculty.

6.1.2 STUDENT PROFILE:

Admin can able to see student profile, result, attendance, all information about student using usn number or name.



STUDENT PROFILE:

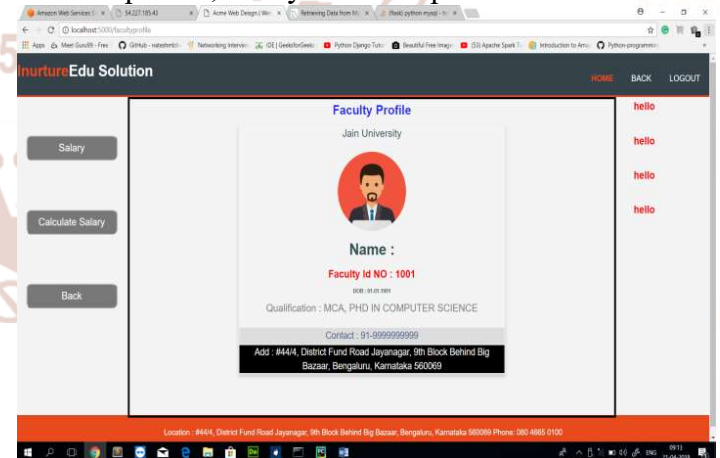


STUDENT ATTENDANCE:



6.1.3 FACULTY REPORT:

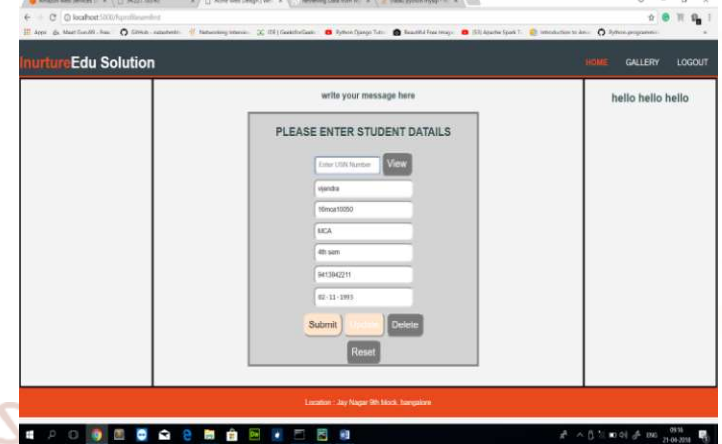
In this panel admin can see information about staff faculty like that staff member profile, salary related report.



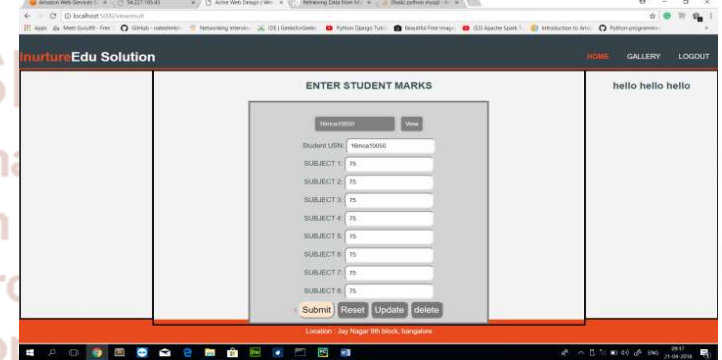
6.1.4 RESULT REPORT:

using student usn number or name admin can able to see students result.

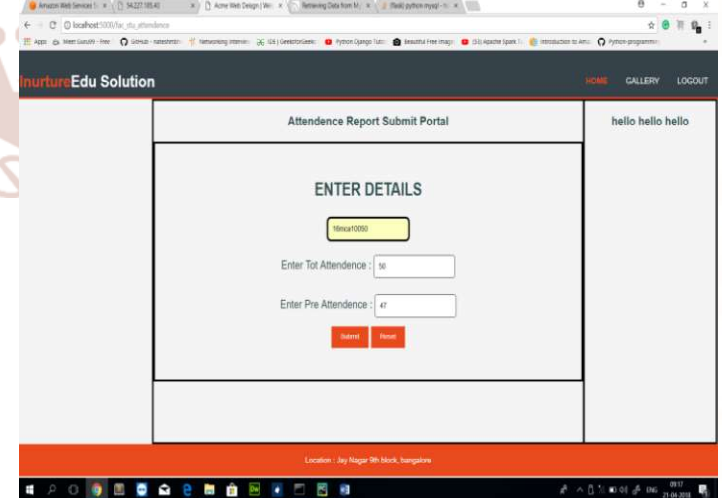
FACULTY PORTAL: ADDING STUDENT PROFILE – In this panel faculty can add new student profile and can update, delete existing student profile.



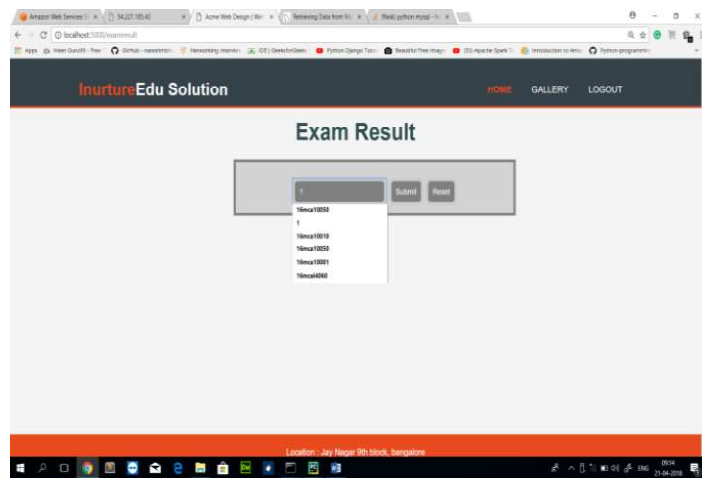
FACULTY PORTAL: ADDING STUDENT RESULT - In this panel faculty can add new student result and can update, delete existing student result.



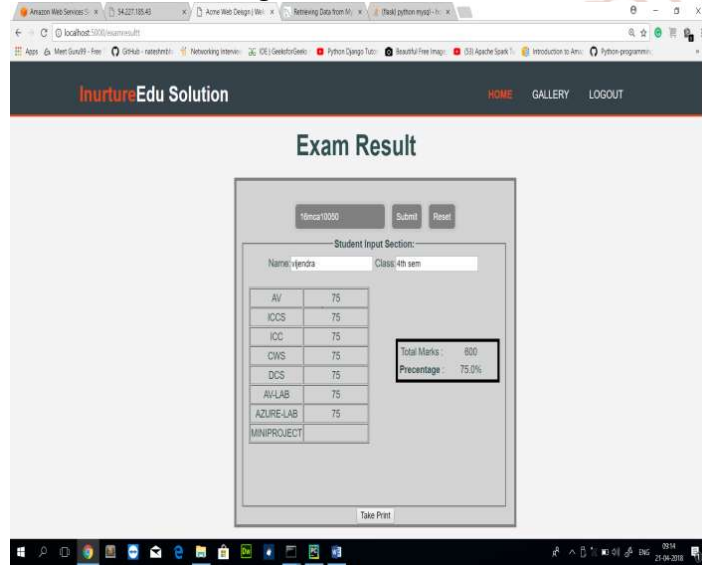
FACULTY PORTAL: ADDING STUDENT ATTENDANCE - In this panel faculty can add new student attendance.



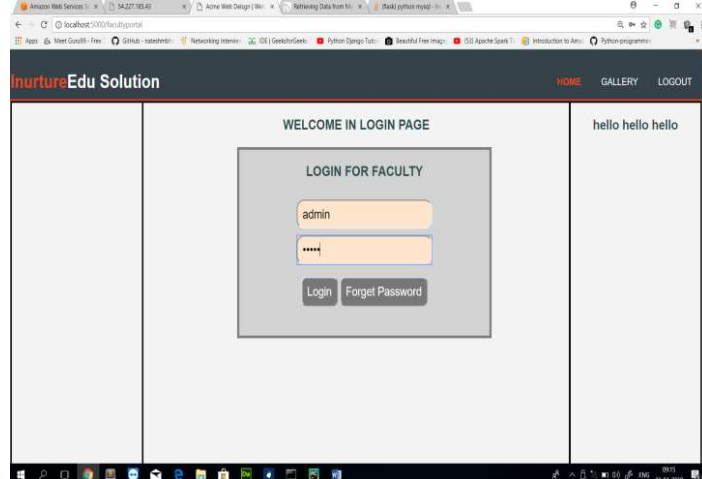
So that in faculty portal all details add to faculty manually to his subject wise and class wise.



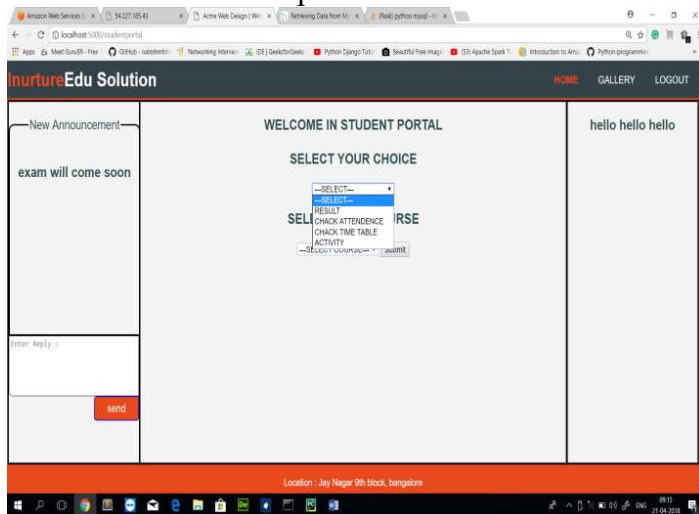
Students result using USN Number



6.2 FACULTY PANEL: faculty panel is use for department faculty. Using user id and password faculty can access this portal that user id or password provided by admin or department head. In this portal faculty have to add information about student like that student profile, result, attendance and activity report. Using this panel faculty can able to send any announcement message to student portal.



6.3 STUDENT PORTAL: In this portal student have to login with his USN Number and password that provide by admin. Using this portal student can able to see his profile, result, attendance report and can see announcement from department head.



CONCLUSION AND FUTURE WORK

The overall speedup is considerably higher than manual work. The department management system enhances the functionalities of the routine works of the department in a number of ways. The computerization helps the users a lot to minimize the working time with ease and handle complex process easily. The department staff get information in desired manner. And student will get information easily. Data retrieval is also easy and fast. This also restricts the users to enter invalid data and reduces the burden on the department. The data maintaining has been made quite simple such as searching of records and records maintenance. The error rate reduced dramatically with the use of department management system.

According to feature need I will do work on this application. In future I want to implement some other things that will make this application easy and more useful.

REFERENCES

1. Muhammad Baqer Mollah, Kazi Reazul Islam, "Next Generation of Computing through CloudComputing Technology" 2011 IJC.
2. Igor Ruiz-Agundez, Yoseba K. Penya and Pablo G. Bringas, "A Flexible Accounting Model for Cloud Computing" 2009 IJCER.
3. Xing Wu and Dou wanchan, "Pricing as a Service: Personalized Pricing Strategy in Cloud Computing" 2012 IEEE.
4. Hao Lu, ,Xing Wu, Wu Zhang, "Optimal Pricing of Multi-model Hybrid system for PaaS Cloud computing" 2012 IEEE.
5. Atsuo Yoshitaka and Tadao Ichikawa, A Survey on Content-based Retrieval for Multimedia Databases, IEEE Transactions on Knowledge and Data Engineering, 11(1999)81-93.8)
6. W,Qi, L. Gu, H. Jiang, X. Chen, and H.Zhang, Integrating Visual, Audio, and Text Analysis for News Video, Proc. of IEEE International Conference on Image Processing, 2000, pp. 10-13.9)
7. D.Wactlar, T. Kanade, M. A. Smith, and S. M.Stevens, Intelligent Access to Digital Video:The Informedia Project, IEEE Computer, 29(5) (1996) 46-52.10)
8. H. Rein-Lien, M. Abdel-Mottaleb, A. K. Jain,Face Detection in Color Images, IEEE Transactions on Pattern Analysis and Machine Intelligence, 24 (5) (2002) 696-706